



M COLLECTION



Contents

4	Introduction
6	Bespoke
7	Back to Back Fixing

Collections

9	Bromwich
10	Bromford
12	Bromsgrove
13	Kingsheath
14	Leebank
16	Sparkbrook
18	Carlton
19	Arbar
20	Gaumont
22	Dougan
23	Wagstaffe
24	Rotunda
25	Lincoln
27	Jefferson
28	Corona
29	Withenshaw
31	Queslett
33	Cotswold
35	Washwood
36	Bakes
38	Belgrave
40	Latchford
41	Merrick
42	Bournville
45	Snowdrift
46	Edgbaston
49	Jaspette
50	Croxford
52	Gladesville
53	Bayonne
54	Boldmere
55	Stockland
56	Glacier

57	Longbridge
58	Quinton
59	Oblique & Quadrille
60	Nova
61	Chevron
62	Arts & Crafts
63	Mission
64	Crossways
66	Aberdovey

67 Additional

68	Pulls & Handles
71	Knobs
72	Stays
73	Hooks
74	Cardframes
75	Hinges
75	Finials & Screws
76	Corners & Straps
76	Magnetic Catches

77 Finishes

84 Decorative Grilles

85	Regency Diamond
86	Georgian Square
87	Elliptical
88	Mesh
89	Metal Frames
90	Diamond & Square Interwoven
92	Double Diamond & Double Square Interwoven
94	Perforated Sheet
96	Grille Finishes
97	Grille Ordering Information

98 Acknowledgements & Contact Us



Back to Back Fixing

We also supply back to back fixing with some of our appliance pulls. These can then be fitted onto various surfaces for a truly unique look.

Appliance pulls with back to back fixing available is indicated with the below symbol.

BTB



PHOTOGRAPHED IN SATIN ANTIQUE SATIN LACQUER





PHOTOGRAPHED IN SATIN ANTIQUE SATIN LACQUER



Bromwich

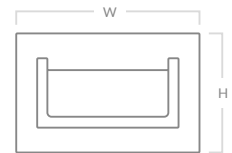
BTB

The Bromwich collection is manufactured from solid-brass and has a bold range of pulls fitted onto a separate backplate, offering an industrial look and feel to add a statement to any kitchen cabinetry. The collection consists of four sizes of cabinet pulls, an appliance pull and a flush handle.

PULL HANDLES & FLUSH PULL



Pull Code	Width (W)	Height (H)
BRW/FLUSH/110	110mm	64mm




Pull Code	Length (L)	Centres (C)	Projection (P)
BRW/45	62mm	36mm	35mm
BRW/128	154mm	128mm	35mm
BRW/203	233mm	203mm	37mm
BRW/305	339mm	305mm	47mm
BRW/APP	415mm	381mm	51mm





PHOTOGRAPHED IN POLISHED NICKEL PLATE



Bromford

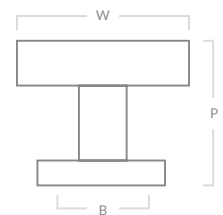
BTB

The Bromford collection is manufactured from solid-brass and has a minimalistic range of hardware set on small square backplates. The collection consists of one size of knob, three cabinet pulls, a drop handle and an appliance pull.

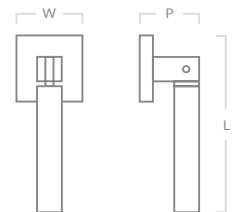
PULL HANDLES, KNOB & DROPPER



Knob Code	Width (W)	Projection (P)	Base (B)
BRMK/32	32mm	32mm	25mm



Drop Code	Width (W)	Projection (P)	Length (L)
BRMD/60	25mm	22mm	68mm



Pull Code	Length (L)	Centres (C)	Projection (P)
BRM/128	153mm	128mm	30mm
BRM/203	228mm	203mm	33mm
BRM/305	337mm	305mm	42mm
BRM/APP	419mm	381mm	46mm






PHOTOGRAPHED IN AMERICAN BRONZE LACQUERED





PHOTOGRAPHED IN SATIN BRASS



Bromsgrove

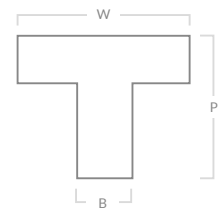
BTB

The Bromsgrove collection is manufactured from solid-brass and has a minimalistic range of hardware, consisting of one knob, four cabinet pulls and an appliance pull.

PULL HANDLES & KNOB



Knob Code	Width (W)	Projection (P)	Base (B)
BRGK/32	32mm	30mm	13mm



Pull Code	Length (L)	Centres (C)	Projection (P)
BRG/45	45mm	35mm	31mm
BRG/128	138mm	128mm	31mm
BRG/203	213mm	203mm	33mm
BRG/305	318mm	305mm	42mm
BRG/APP	397mm	381mm	46mm





PHOTOGRAPHED IN BURNISHED BRASS



Kingsheath

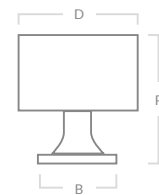
BTB

The Kingsheath collection is manufactured from solid-brass and has simplicity in its design, giving it a stylish and modern look. The collection consists of one size of knob, a t-bar handle, three sizes of cabinet pulls and an appliance pull.

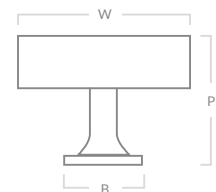
PULL HANDLES, T-BAR & KNOB



Knob Code	Diameter (D)	Projection (P)	Base (B)
KIN/32	32mm	32mm	24mm



T-Bar Code	Width (W)	Projection (P)	Base (B)
KINT/55	55mm	34mm	24mm



Pull Code	Length (L)	Centres (C)	Projection (P)
KIN/160	210mm	160mm	35mm
KIN/224	274mm	224mm	35mm
KIN/288	338mm	288mm	39mm
KIN/APP	444mm	384mm	49mm





PHOTOGRAPHED IN SATIN BRASS UN-LACQUERED



Leebank

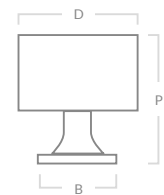
BTB

The Leebank collection is manufactured from solid-brass with a machined straight knurl and has an industrial look and feel to its design. The collection consists of one size of knob, a t-bar handle, three sizes of cabinet pulls and an appliance pull.

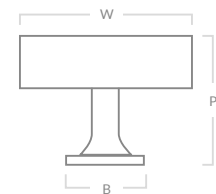
PULL HANDLES, T-BAR & KNOB



Knob Code	Diameter (D)	Projection (P)	Base (B)
LEEK/32	32mm	32mm	24mm



T-Bar Code	Width (W)	Projection (P)	Base (B)
LEET/55	55mm	34mm	24mm



Pull Code	Length (L)	Centres (C)	Projection (P)
LEE/160	210mm	160mm	35mm
LEE/224	274mm	224mm	35mm
LEE/288	338mm	288mm	39mm
LEE/APP	444mm	384mm	49mm





PHOTOGRAPHED IN BURNISHED BRASS



FINISHED IN SOLID BRASS PLATE



PHOTOGRAPHED IN SATIN NICKEL PLATE



Sparkbrook

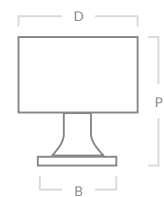
BTB

The Sparkbrook collection is manufactured from solid-brass with a machined diamond knurl and has an industrial look and feel to its design. The collection consists of one size of knob, a t-bar handle, three sizes of cabinet pulls and an appliance pull.

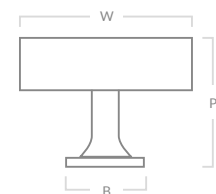
PULL HANDLES, T-BAR & KNOB



Knob Code	Diameter (D)	Projection (P)	Base (B)
SPA/32	32mm	32mm	24mm



T-Bar Code	Width (W)	Projection (P)	Base (B)
SPAT/55	55mm	33mm	24mm



Pull Code	Length (L)	Centres (C)	Projection (P)
SPA/160	210mm	160mm	35mm
SPA/224	274mm	224mm	35mm
SPA/288	338mm	288mm	35mm
SPA/APP	444mm	384mm	49mm





PHOTOGRAPHED IN SATIN ANTIQUE GLOSS LACQUERED





PHOTOGRAPHED IN SATIN NICKEL



Carlton

BTB

The Carlton collection is manufactured from solid-brass and can be fitted vertically or horizontal to equal effect, with the stepped edge bringing a slight deco look. The collection consists of one size of knob, three sizes of cabinet pulls and an appliance pull.

The t-bar in the Gaumont collection can also compliment this range.

PULL HANDLES, T-BAR & KNOB

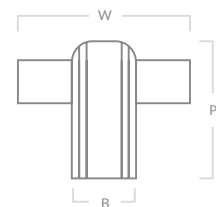


Knob Code	Diameter (D)	Projection (P)	Base (B)
CAR/35	35mm	35mm	22mm



T-Bar Code	Width (W)	Projection (P)	Base (B)
GAU/64	64mm	37mm	19mm

Shown in Gaumont collection.



Pull Code	Length (L)	Centres (C)	Projection (P)
CAR/160	178mm	160mm	37mm
CAR/224	242mm	224mm	37mm
CAR/304	323mm	304mm	37mm
CAR/APP	386mm	368mm	54mm





PHOTOGRAPHED IN POLISHED NICKEL PLATE



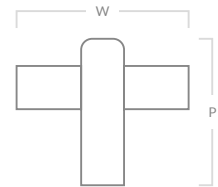
Arbar

The Arbar collection is manufactured from solid-brass and can be fitted vertically or horizontal to equal effect. The collection consists of four sizes of cabinet pulls, a t-bar handle and an appliance pull.

PULL HANDLES & T-BAR



T-Bar Code	Width (W)	Projection (P)
ARBAR2/2	51mm	36mm



Pull Code	Length (L)	Centres (C)	Projection (P)
ARBAR2/4	102mm	73mm	36mm
ARBAR2/6	152mm	124mm	36mm
ARBAR2/8	203mm	175mm	36mm
ARBAR2/10	254mm	226mm	36mm
ARBAR/APP	416mm	368mm	56mm





PHOTOGRAPHED IN SATIN ANTIQUE SATIN LACQUERED



Gaumont

BTB

The Gaumont collection is manufactured from solid-brass and can be fitted vertically or horizontal to equal effect, with the stepped edge bringing a slight deco look. The collection consists of one size of knob, three sizes of cabinet pulls, a t-bar handle and an appliance pull.

The knob available in the Carlton collection can also complement this range.

PULL HANDLES, T-BAR & KNOB

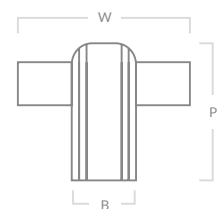


Knob Code	Diameter (D)	Projection (P)	Base (B)
CAR/35	35mm	35mm	22mm

Shown in Carlton collection.



T-Bar Code	Width (W)	Projection (P)	Base (B)
GAU/64	64mm	37mm	19mm



Pull Code	Length (L)	Centres (C)	Projection (P)
GAU/160	214mm	160mm	37mm
GAU/224	278mm	224mm	37mm
GAU/304	358mm	304mm	37mm
GAU/APP	430mm	368mm	54mm





PHOTOGRAPHED IN SATIN ANTIQUE SATIN LACQUERED





PHOTOGRAPHED IN POLISHED NICKEL PLATE



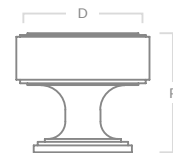
Dougan

The Dougan collection is a bold, deco inspired design of machined cabinet knob and pulls fitted onto separate backplates. The collection consists of one size of knob, three sizes of cabinet pulls and an appliance pull.

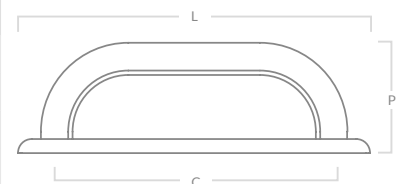
PULL HANDLES & KNOB



Knob Code	Diameter (D)	Projection (P)
DOUK/38	38mm	34mm



Pull Code	Length (L)	Centres (C)	Projection (P)	Base Width
DOU/96	123mm	96mm	38mm	32mm
DOU/160	187mm	160mm	38mm	32mm
DOU/224	251mm	224mm	38mm	32mm
DOU/APP	352mm	320mm	49mm	38mm





PHOTOGRAPHED IN POLISHED NICKEL PLATE



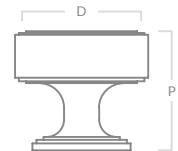
Wagstaffe

The Wagstaffe collection is a bold, deco inspired design of machined cabinet knob and pulls. The collection consists of one size of knob, three sizes of cabinet pulls and an appliance pull.

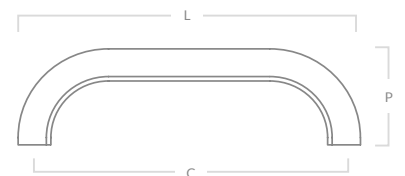
PULL HANDLES & KNOB



Knob Code	Diameter (D)	Projection (P)
DOUK/38	38mm	34mm



Pull Code	Length (L)	Centres (C)	Projection (P)
WAG/96	107mm	96mm	33mm
WAG/160	171mm	160mm	33mm
WAG/224	235mm	224mm	33mm
WAG/APP	333mm	320mm	45mm





PHOTOGRAPHED IN POLISHED NICKEL PLATE



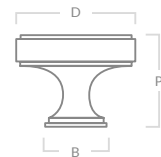
Rotunda

The Rotunda collection is a deco inspired range of solid-brass machined knobs and pulls. The collection consists of three sizes of knob, three sizes of pulls and an appliance pull.

PULL HANDLES & KNOBS



Knob Code	Diameter (D)	Projection (P)	Base (B)
ROT/25	25mm	24mm	15mm
ROT/32	32mm	27mm	17mm
ROT/38	38mm	30mm	20mm



Pull Code	Length (L)	Centres (C)	Projection (P)
ROT/96	160mm	96mm	33mm
ROT/224	288mm	224mm	33mm
ROT/288	352mm	288mm	33mm
ROT/APP	428mm	352mm	43mm





PHOTOGRAPHED IN POLISHED NICKEL PLATE



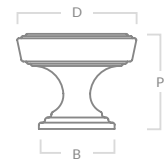
Lincoln

The Lincoln collection is machined from solid-brass and adds a touch of finesse to any interior cabinetry. The collection consists of two sizes of knobs, t-bar handle, two sizes of cabinet pulls and an appliance pull.

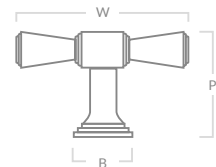
PULL HANDLES, T-BAR & KNOBS



Knob Code	Projection (P)	Diameter (D)	Base (B)
LINK/32	25mm	32mm	20mm
LINK/38	30mm	38mm	34mm



T-Bar Code	Width (W)	Projection (P)	Base (B)
LINT/82	82mm	34mm	24mm



Pull Code	Length (L)	Centres (C)	Projection (P)
LIN/128	218mm	128mm	35mm
LIN/224	360mm	224mm	42mm
LIM/APP	470mm	304mm	49mm





PHOTOGRAPHED IN POLISHED NICKEL PLATE





PHOTOGRAPHED IN POLISHED NICKEL PLATE



Jefferson

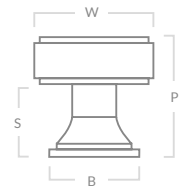
BTB

The Jefferson collection is a striking deco inspired range of solid brass knobs and pulls. The collection consists of two sizes of knobs, four sizes of cabinet pulls and an appliance pull.

PULL HANDLES & KNOBS



Knob Code	Width (W)	Projection (P)	Stem (S)	Base (B)
JEFK-32	32mm	32mm	20mm	24mm
JEFK-38	38mm	32mm	20mm	24mm



Pull Code	Length (L)	Centres (C)	Projection (P)	Stem (S)
JEF-4	125mm	102mm	30mm	20mm
JEF-6	176mm	152mm	30mm	20mm
JEF-8	227mm	203mm	30mm	20mm
JEF-12	335mm	305mm	38mm	25mm
JEF/APP	398mm	368mm	40mm	27mm





PHOTOGRAPHED IN POLISHED NICKEL PLATE



Corona

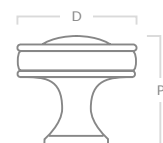
BTB

The Corona collection is machined from solid-brass and has an eye-catching appearance. The collection consists of four sizes of knob, two sizes of cabinet pulls and an appliance pull.

PULL HANDLES & KNOBS



Knob Code	Diameter (D)	Projection (P)
4058/AA	25mm	25mm
4058/A	32mm	29mm
4058/B	38mm	33mm
4058/C	50mm	33mm



Pull Code	Length (L)	Centres (C)	Projection (P)
4058/P128	192mm	128mm	39mm
4058/P224	305mm	224mm	46mm
4058/APP	438mm	368mm	49mm





PHOTOGRAPHED IN BURNISHED BRASS



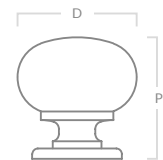
Withenshaw

The Withenshaw collection offers a classic look suitable for shaker styled kitchens. The collection comprises of two solid-brass forged pulls and two solid-brass precision turned cabinet knobs.

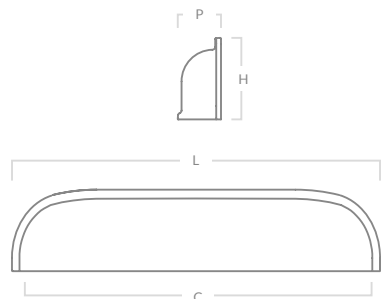
PULL HANDLES & KNOBS



Knob Code	Diameter (D)	Projection (P)
WITK/32	32mm	32mm
WITK/38	38mm	39mm



Knob Code	Length (L)	Centres (C)	Projection (P)	Height (H)
WIT/96	127mm	96mm	22mm	41mm
WIT/192	224mm	192mm	22mm	41mm





PHOTOGRAPHED IN BURNISHED BRASS





PHOTOGRAPHED IN SATIN NICKEL PLATE



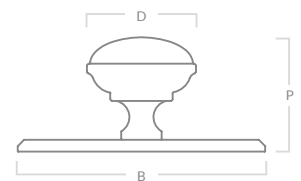
Queslett

The Queslett collection offers a classic New England look, with a range of three pulls and two knobs all manufactured from solid-brass forgings. The option for either a square or rectangle backplate on the cabinet knob further increases the suitability and adaptability of these beautifully produced handles to any kitchen design.

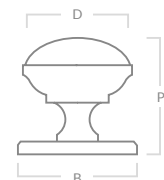
PULL HANDLES & KNOBS



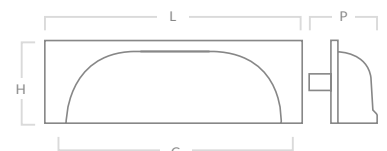
Knob Code	Diameter (D)	Base Plate (B)	Projection (P)
QKR	34mm	38x76mm	36mm



Knob Code	Diameter (D)	Base Plate (B)	Projection (P)
QK/B	34mm	38x38mm	36mm




Pull Code	Height (H)	Length (L)	Centres (C)	Projection (P)
Q40	40mm	64mm	40mm	22mm
Q96	40mm	108mm	96mm	22mm
Q203	40mm	229mm	203mm	22mm





PHOTOGRAPHED IN BURNISHED BRASS





PHOTOGRAPHED IN BURNISHED BRASS



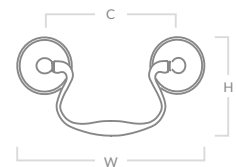
Cotswold

The Cotswold collection is a range of more traditional items that are ideally suited to shaker style kitchens. With three styles of knobs, two styles of drawer pull, three options of catches and a cabinet pull the collection offers lots of diversity when selecting the pieces that you wish to incorporate into your kitchen design.

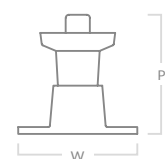
PULL HANDLES, KNOBS & CATCHES



Pull Code	Width (W)	Height (H)	Centres (C)
1685/E	107mm	53mm	76mm
1685/G	125mm	58mm	89mm
1685/I	140mm	63mm	102mm



Kitchen Latch	Width (W)	Height	Projection (P)
8892	34mm	39mm	40mm





Knob Code	Diameter (D)	Projection (P)	Base (B)
2324/B	25mm	37mm	27mm
2324/C	32mm	44mm	32mm
2324/D	38mm	55mm	38mm



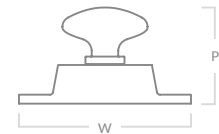
Knob Code	Diameter (D)	Projection (P)	Base (B)
4063/B	25mm	25mm	30mm
4063/C	32mm	32mm	32mm
4063/D	38mm	38mm	38mm



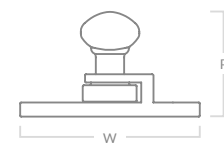
Knob Code	Diameter (D)	Projection (P)	Base (B)
3004/H	25mm	26mm	27mm
3004/I	32mm	33mm	32mm
3004/J	38mm	37mm	38mm



Kitchen Catch	Height	Width (W)	Projection (P)
0899	55mm	49mm	32mm



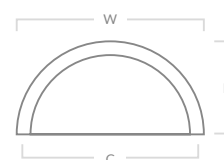
Kitchen Turn	Height	Width (W)	Projection (P)
0818/D	54mm	38mm	34mm



Pull Code	Width (W)	Height (H)	Projection
3097	98mm	49mm	20mm



Pull Code	Width (W)	Centres (C)	Height (H)	Projection
3089/A	56mm	38mm	32mm	18mm
3090/A	92mm	76mm	40mm	21mm





PHOTOGRAPHED IN SATIN BRASS



Washwood

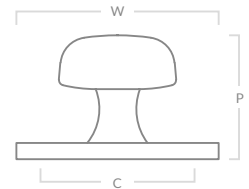
The Washwood collection offers a classic look suitable for all cabinetry. The collection comprises of a solid-brass knob set on a machine square backplate, three sizes of solid-brass forged pulls and an appliance pull.

PULL HANDLES & KNOB



Knob Code	Width (W)	Height	Projection (P)	Centres (C)	Knob Diameter
WAS-K-35	60mm	38mm	32mm	44mm	35mm

Knob has both front and rear fixings.



Pull Code	Centres (C)	Length (L)	Projection (P)
WAS/96	96mm	109mm	27mm
4035H-152	152mm	170mm	35mm
4035H-224*	224mm	246mm	45mm
4035-APP*	359mm	384mm	52mm

*These pulls have both front and rear fixings.





PHOTOGRAPHED IN BURNISHED BRASS



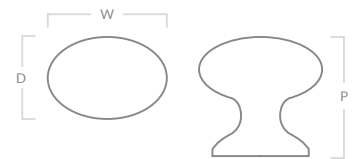
Bakes

The Bakes range of cabinet pulls and knobs are made from solid brass forgings and are expertly hand finished. Designed by Kitchen Designer Robert Bakes, the handles have a fabulously tactile feel when held and used.

PULL HANDLES, KNOBS, LATCHES & HINGE



Knob Code	Depth (D)	Width (W)	Projection (P)
BBFK01	38mm	51mm	35mm
BBFK02	32mm	45mm	30mm
BBFK03	23mm	32mm	22mm



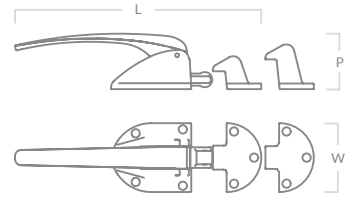
Pull Code	Length (L)	Centres (C)	Projection (P)
BBF01	380mm	332mm	51mm
BBF02	244mm	203mm	35mm
BBF03	182mm	152mm	31mm
BBF04	155mm	127mm	26mm
BBF05	130mm	102mm	26mm





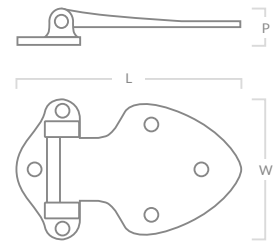
Latch Code	Length (L)	Width (W)	Projection (P)
BBF/LATCH/FLUSH	168mm	58mm	47mm
BBF/LATCH/OFFSET	168mm	58mm	47mm

Offset latch has 3/8th offset.



Hinge Code	Width (W)	Length (L)	Projection (P)
BBF/HINGE	76mm	120mm	10mm

Offset hinge has 3/8th offset.



PHOTOGRAPHED IN SATIN NICKEL PLATE





PHOTOGRAPHED IN BURNISHED BRASS



Belgrave

BTB

The Belgrave collection is manufactured from solid-brass and has an elegant yet traditional look and feel to its design. The collection consists of two sizes of knob, a t-bar handle, three sizes of cabinet pulls and an appliance pull.

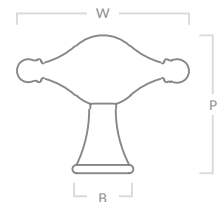
PULL HANDLES. T-BAR & KNOBS



Knob Code	Diameter (D)	Projection (P)	Base (B)
BEL/32	32mm	36mm	19mm
BEL/38	38mm	43mm	22mm



T-Bar Code	Width (W)	Projection (P)	Base (B)
BELT/61	61mm	49mm	22mm



Pull Code	Length (L)	Centres (C)	Projection (P)
BEL/160	208mm	160mm	39mm
BEL/192	240mm	192mm	39mm
BEL/256	317mm	256mm	50mm
BEL/384	443mm	384mm	50mm





PHOTOGRAPHED IN POLISHED BRASS





PHOTOGRAPHED IN POLISHED NICKEL PLATE



Latchford

The Latchford collection is machined from solid-brass and has traditional appearance. The collection consists of two sizes of knob, two sizes of pulls and an appliance pull.

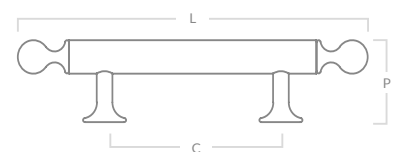
PULL HANDLES & KNOBS



Knob Code	Diameter (D)	Projection (P)
LATK/30	30mm	45mm
LATK/35	35mm	53mm



Pull Code	Length (L)	Centres (C)	Projection (P)
LAT/128	234mm	128mm	39mm
LAT/224	330mm	224mm	39mm
LAT/APP	479mm	368mm	49mm





PHOTOGRAPHED IN POLISHED NICKEL PLATE



Merrick

The Merrick collection is machined from solid-brass and has traditional appearance with the reeded design. The collection consists of four sizes of knob, two sizes of pulls and an appliance pull.

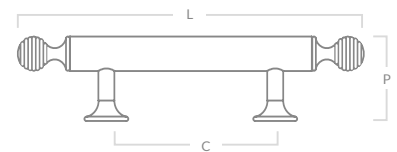
PULL HANDLES & KNOBS



Knob Code	Diameter (D)	Projection (P)
MERK/19	19mm	28mm
MERK/25	25mm	38mm
MERK/32	32mm	43mm
MERK/38	38mm	54mm



Pull Code	Length (L)	Centres (C)	Projection (P)
MER/128	234mm	128mm	39mm
MER/224	330mm	224mm	39mm
MER/APP	478mm	368mm	49mm





PHOTOGRAPHED IN BURNISHED BRASS



Bournville

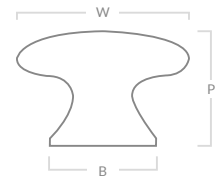
BTB

The Bournville collection is manufactured from solid-brass forgings and has a fabulous tactile look and feel to its design. The collection consists of two sizes of knobs, three sizes of cabinet pulls and an appliance pull.

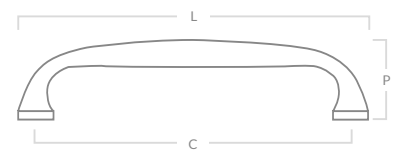
PULL HANDLES & KNOBS



Knob Code	Width (W)	Projection (P)	Base (B)
4038K/35	35mm	22mm	22mm
4038K/52	51mm	32mm	32mm



Pull Code	Length (L)	Centres (C)	Projection (P)
4038/86	100mm	86mm	30mm
4038/160	178mm	160mm	38mm
4038/254	279mm	254mm	50mm
4038/APP	360mm	330mm	61mm





PHOTOGRAPHED IN ANTIQUE COPPER PLATE LACQUERED





PHOTOGRAPHED IN POLISHED NICKEL PLATE





PHOTOGRAPHED IN POLISHED NICKEL PLATE



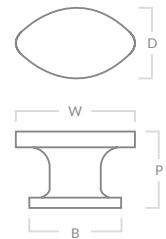
Snowdrift

The Snowdrift collection is manufactured from solid-brass forgings and has a sleek and stylish design. The collection consists of one size of knob and three sizes of cabinet pulls.

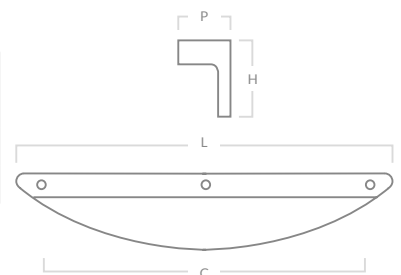
PULL HANDLES & KNOB



Knob Code	Width (W)	Projection (P)	Base (B)	Depth (D)
DRFTK	46mm	30mm	38x19mm	27mm



Pull Code	Length (L)	Centres (C)	Height (H)	Projection (P)
DRFT107	107mm	64mm	32mm	25mm
DRFT187	187mm	160mm	36mm	25mm
DRFT280	280mm	224mm	40mm	25mm





PHOTOGRAPHED IN POLISHED NICKEL PLATE



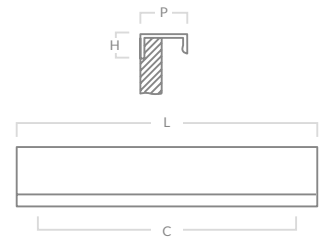
Edgbaston

The Edgbaston collection is an extruded collection of solid-brass linear pull handles that have been designed to rebate into cabinet drawers and doors.

The collection consists of four sizes of cabinet pulls.




View from behind.



Pull Code	Length (L)	Centres (C)	Height (H)	Projection (P)
EDG/50	50mm	32mm	25mm	48mm
EDG/110	110mm	96mm	25mm	48mm
EDG/180	180mm	160mm	25mm	48mm
EDG/312	312mm	288mm	25mm	48mm



PHOTOGRAPHED IN BURNISHED BRASS





PHOTOGRAPHED IN ANTIQUE COPPER PLATE LACQUERED





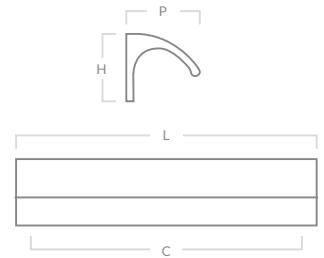
PHOTOGRAPHED IN POLISHED NICKEL PLATE



Jaspette

The Jaspette collection is an extruded collection of solid-brass contemporary pull handles.


The collection consists of five sizes of pulls and works equally well when fitted vertically or horizontally.



Pull Code	Length (L)	Centres (C)	Height (H)	Projection (P)
JPT/A	50mm	32mm	19mm	20mm
JPT/B	110mm	96mm	19mm	20mm
JPT/C	180mm	160mm	19mm	20mm
JPT/D	310mm	290mm (plus centre hole)	19mm	20mm
JPT/E	500mm	448mm (plus centre hole)	19mm	20mm



PHOTOGRAPHED IN POLISHED NICKEL PLATE

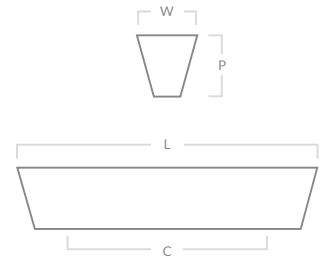


Croxford

The Croxford collection is an extruded collection of solid-brass linear pull handles.

The collection consists of four sizes of cabinet pulls.

BTB



Pull Code	Length (L)	Centres (C)	Width (W)	Projection (P)
CRX/50	50mm	32mm	19mm	21mm
CRX/110	114mm	96mm	19mm	21mm
CRX/150	150mm	128mm	19mm	21mm
CRX/312	312mm	288mm	19mm	21mm



PHOTOGRAPHED IN BURNISHED BRASS



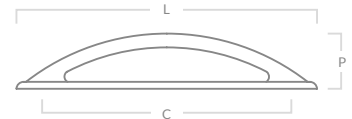


PHOTOGRAPHED IN POLISHED NICKEL PLATE



Gladesville

The Gladesville collection is manufactured from solid brass and has a bold and striking range of hardware, consisting of three sizes of cabinet pulls and an appliance pull fitted onto separate backplates.



Pull Code	Length (L)	Centres (C)	Base Width	Projection (P)
GLD/96	138mm	96mm	38mm	32mm
GLD/160	208mm	160mm	38mm	38mm
GLD/224	279mm	224mm	38mm	45mm
GLD/APP	475mm	384mm	51mm	57mm

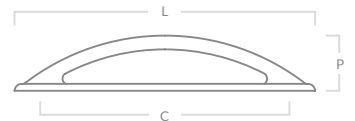


PHOTOGRAPHED IN POLISHED NICKEL PLATE



Bayonne

The Bayonne collection is manufactured from solid brass and has a minimalistic range of hardware, consisting of three sizes of cabinet pulls and an appliance pull fitted onto separate backplates.



Pull Code	Length (L)	Centres (C)	Base Width	Projection (P)
BAY/96	140mm	96mm	25mm	32mm
BAY/160	210mm	160mm	25mm	38mm
BAY/224	282mm	224mm	25mm	45mm
BAY/APP	475mm	384mm	32mm	57mm

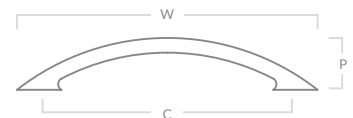


PHOTOGRAPHED IN POLISHED NICKEL PLATE



Boldmere

The Boldmere collection is manufactured from solid brass and has a minimalistic range of hardware, consisting of three sizes of cabinet pulls and an appliance pull.



Pull Code	Width (W)	Centres (C)	Projection (P)
BOL/96	125mm	96mm	28mm
BOL/160	195mm	160mm	34mm
BOL/224	266mm	224mm	40mm
BOL/APP	475mm	384mm	53mm



PHOTOGRAPHED IN POLISHED NICKEL PLATE



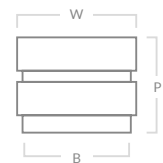
Stockland

The Stockland collection is manufactured from solid-brass and has bold and imposing design. The collection consists of two sizes of knob and three sizes of cabinet pull.


PULL HANDLES & KNOBS



Knob Code	Width (W)	Projection (P)	Base (B)
STOK/32	32mm	25mm	22mm
STOK/38	38mm	25mm	22mm



Pull Code	Length (L)	Projection (P)	Base (B)
STO/64	130mm	64mm	25mm
STO/128	203mm	128mm	25mm
STO/192	250mm	192mm	25mm





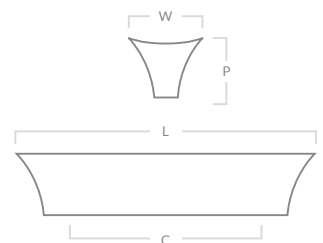
PHOTOGRAPHED IN POLISHED NICKEL PLATE



Glacier

The Glacier collection is an extruded range of solid-brass contemporary pull handles.

The collection consists of four sizes of cabinet pulls.



Pull Code	Length (L)	Centres (C)	Projection (P)	Width (W)
GLA/30	30mm	N/A	25mm	30mm
GLA/110	110mm	70mm	25mm	30mm
GLA/180	180mm	140mm	25mm	30mm
GLA/312	312mm	272mm	25mm	30mm



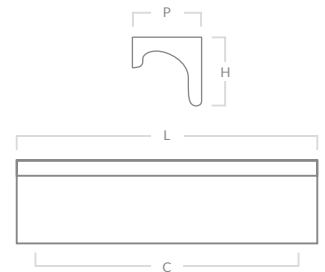
PHOTOGRAPHED IN POLISHED NICKEL PLATE



Longbridge

The Longbridge collection is an extruded range of solid-brass contemporary pull handles.

The collection consists of four sizes of cabinet pulls.



Pull Code	Length (L)	Centres (C)	Height (H)	Projection (P)
LON/32	32mm	N/A	28mm	26mm
LON/76	76mm	64mm	28mm	26mm
LON/180	180mm	160mm	28mm	26mm
LON/312	312mm	288mm	28mm	26mm



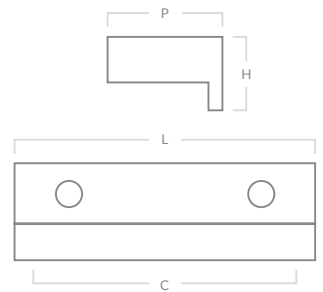
PHOTOGRAPHED IN POLISHED NICKEL PLATE



Quinton

The Quinton collection is an extruded range of solid-brass linear pull handles.


The collection consists of four sizes of cabinet pulls.



Pull Code	Height (H)	Length (L)	Centres (C)	Projection (P)
QNT/A	16mm	312mm	288mm	25mm
QNT/B	16mm	150mm	128mm	25mm
QNT/C	16mm	120mm	96mm	25mm
QNT/D	16mm	50mm	32mm	25mm



PHOTOGRAPHED IN POLISHED NICKEL PLATE



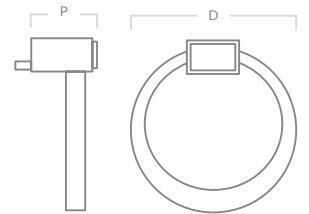
Oblique & Quadrille

The Oblique and Quadrille cabinet ring pulls are both available in three sizes. All CNC machined and assembled.

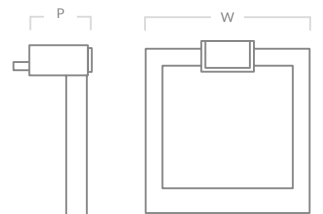
RING PULLS



Pull Code	Diameter (D)	Projection (P)
5079	50mm	19mm
5080	64mm	21mm
5081	82mm	25mm



Pull Code	Width (W)	Projection (P)
QUA/50	50mm	19mm
QUA/64	63mm	21mm
QUA/76	76mm	25mm





PHOTOGRAPHED IN POLISHED NICKEL PLATE



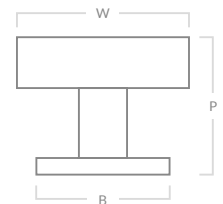
Nova

The Nova collection is a solid-brass machined range of masculine designed pulls and knob. The collection consists of one size of knob and two cabinet pulls.

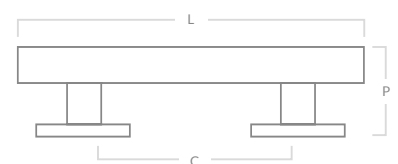
PULL HANDLES & KNOB



Knob Code	Width (W)	Projection (P)	Base (B)
NVK/B	32mm	30mm	24mm



Pull Code	Length (L)	Centres (C)	Projection (P)	Width
NV/180	180mm	148mm	30mm	32mm
NV/285	285mm	254mm	30mm	32mm





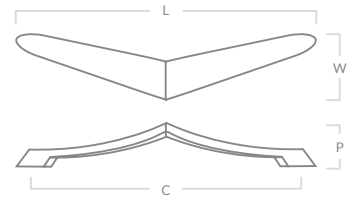
PHOTOGRAPHED IN POLISHED NICKEL PLATE



Chevron

The Chevron collection comprises three sizes of solid brass 'V' shaped forgings that create a retro style reminiscent of 1950's era.

The collection is suitable for both vertical and horizontal applications.



Pull Code	Length (L)	Centres (C)	Projection (P)	Width (W)
2834/A	85mm	73mm	18mm	25mm
2834/B	130mm	115mm	26mm	29mm
2834/C	220mm	190mm	26mm	37mm



PHOTOGRAPHED IN POLISHED NICKEL PLATE



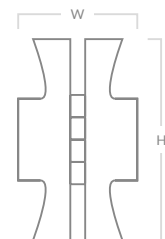
Arts & Crafts

This range of Arts & Crafts fittings for furniture is made from a set of original Armac dies and patterns. They are forged in solid brass and have a distinct Mackintosh element to their design with the small square detail prevalent on each item.

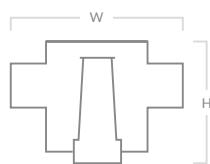
PULL HANDLES & HINGE



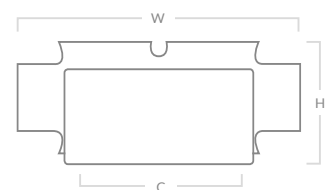
Pull Code	Width (W)	Height (H)
4065	35mm	105mm



Hinge Code	Width (W)	Height (H)
4086	45mm	73mm



Pull Code	Width (W)	Height (H)	Drop Length
4066	98mm	64mm	64mm



Pull Code	Width (W)	Height (H)	Centres (C)
4064	125mm	51mm	64mm



PHOTOGRAPHED IN POLISHED NICKEL PLATE



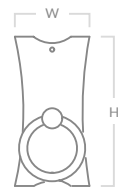
Mission

As designers moved away from the ornate excess of the Victorian era towards function, durability and strong design, the demand for quality mission style fittings increased. These hammered plates and rings are classic in their design with faithful use of period patterns and finishing techniques.

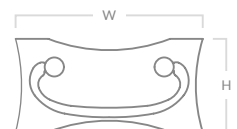
PULL HANDLES



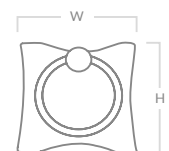
Pull Code	Width (W)	Height (H)
4076	39mm	87mm



Pull Code	Width (W)	Height (H)
4073/A	108mm	54mm



Pull Code	Width (W)	Height (H)
4075/A	50mm	50mm





PHOTOGRAPHED IN SATIN NICKEL PLATE



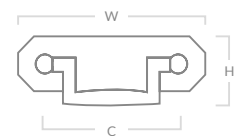
Crossways

The Crossways collection with its geometrical shape of drops, rings and pulls gives it an art deco appeal. Ideal for bedroom and living room furniture.

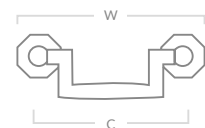
PULL HANDLES, RING PULL & DROPPERS



Pull Code	Centres (C)	Width (W)	Height (H)
2917A	64mm	89mm	25mm

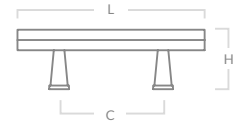


Pull Code	Centres (C)	Width (W)
2920A	64mm	82mm
2920B	80mm	105mm
2920C	91mm	121mm
2920D	100mm	129mm





Pull Code	Centres (C)	Length (L)	Height (H)
2922A	50mm	90mm	29mm
2922B	64mm	102mm	33mm



Pull Code	Width (W)	Projection
2919B	25mm	16mm



Pull Code	Width (W)	Height (H)	Projection
2921P	25mm	89mm	13mm



Pull Code	Width (W)	Projection
2918B	36mm	10mm





PHOTOGRAPHED IN BURNISHED BRASS



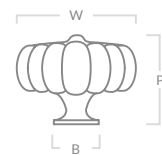
Aberdovey

The Aberdovey collection of handles and knobs features a classic scallop design. The range includes two slightly different styles of pull handle and three sizes of knob, all of which make the perfect companion for more traditional cabinets and furniture.

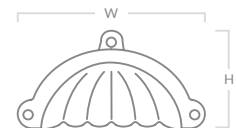
PULL HANDLES & KNOBS



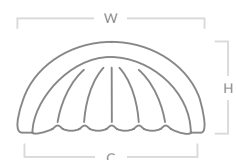
Knob Code	Width (W)	Projection (P)	Base (B)
3100/B	25mm	20mm	12mm
3100/C	32mm	27mm	15mm
3100/D	38mm	35mm	15mm



Pull Code	Width (W)	Height (H)	Projection
2942	102mm	48mm	25mm



Pull Code	Width (W)	Height (H)	Projection	Centres (C)
3091	92mm	36mm	25mm	76mm





Additional

Non-collection Pulls, Handles, Knobs, Stays, Hooks, Cardframes, Hinges, Finials, Screws, Corners, Straps, & Magnetic Catches.

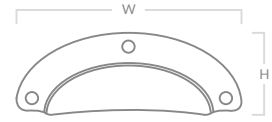


Pulls & Handles

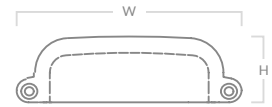
All products shown are finished in Polished Nickel Plate.
Supplied with screws.



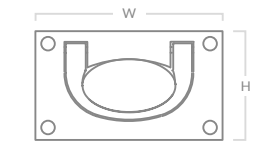
Pull Code	Width (W)	Height (H)	Projection
269	100mm	40mm	20mm



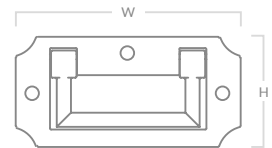
Pull Code	Width (W)	Height (H)	Projection
888	98mm	27mm	18mm



Pull Code	Width (W)	Height (H)
1752A	65mm	38mm
1752B	76mm	45mm
1752C	90mm	51mm
1752D	100mm	56mm



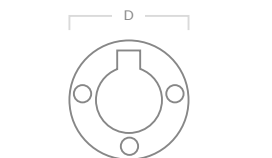
Pull Code	Width (W)	Height (H)
1861A	82mm	44mm
1861B	98mm	46mm



Pull Code	Width (W)	Height (H)	Projection
2079A	128mm	60mm	13mm
2079D	155mm	63mm	14mm
2079E	170mm	63mm	16mm



Pull Code	Diameter (D)	Ring Dia.
2121A	38mm	20mm
2121B	46mm	28mm
2121C	50mm	31mm



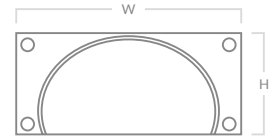


Pulls & Handles

All products shown are finished in Polished Nickel Plate.
Supplied with screws.



Pull Code	Width (W)	Height (H)	Projection
2174A	95mm	41mm	23mm



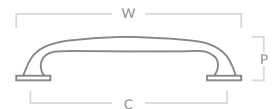
Pull Code	Diameter (D)	Projection
2830P/A	65mm	27mm



Pull Code	Length (L)	Width (W)	Projection
2831	175mm	10mm	26mm



Pull Code	Centres (C)	Width (W)	Height	Projection (P)
4030H	76mm	98mm	19mm	27mm



Pull Code	Width (W)	Height	Projection (P)
4032H	77mm	15mm	21mm



Pull Code	Width (W)	Height	Projection (P)
4034H	125mm	27mm	26mm





Pulls & Handles

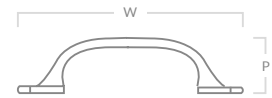
All products shown are finished in Polished Nickel Plate.
Supplied with screws.



Pull Code	Centres (C)	Width (W)	Projection (P)
4036H	89mm	108mm	30mm



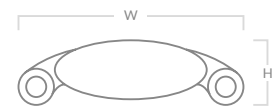
Pull Code	Width (W)	Projection (P)
4037	120mm	26mm



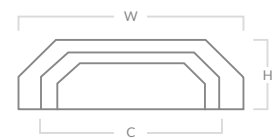
Pull Code	Width (W)	Projection (P)
4040H	165mm	39mm



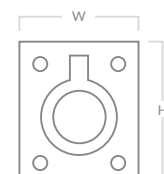
Pull Code	Width (W)	Height (H)
4045	77mm	18mm



Pull Code	Centres (C)	Width (W)	Height (H)
4093A/A	90mm	104mm	22mm



Pull Code	Width (W)	Height (H)
2122A	32mm	38mm
2122B	39mm	50mm
2122C	51mm	63mm



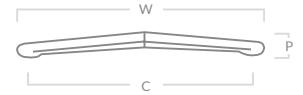


Pulls & Handles

All products shown are finished in Polished Nickel Plate.
Supplied with screws.



Pull Code	Centres (C)	Width (W)	Projection (P)
2837A	73mm	92mm	20mm
2837B	117mm	139mm	22mm

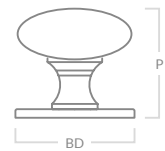


Knobs

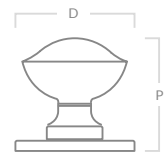
All products shown are finished in Polished Nickel Plate.
Supplied with screws.



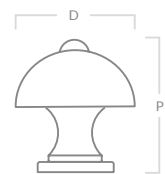
Knob Code	Projection (P)	Base Dia. (BD)
2325A	20mm	19mm
2325B	26mm	25mm
2325C	32mm	28mm
2325D	30mm	30mm



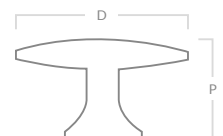
Knob Code	Projection (P)	Diameter (D)
3169A	30mm	32mm
3169B	37mm	38mm



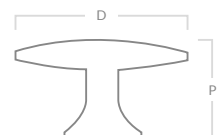
Knob Code	Projection (P)	Diameter (D)
4055C	25mm	16mm
4055D	27mm	19mm
4055E	33mm	25mm
4055F	39mm	32mm



Knob Code	Projection (P)	Diameter (D)
4056A	18mm	25mm
4056B	22mm	38mm
4056C	26mm	45mm



Knob Code	Projection (P)	Diameter (D)
4056HA	18mm	25mm
4056HB	22mm	38mm
4056HC	26mm	45mm



Note - hand hammered.



Knobs

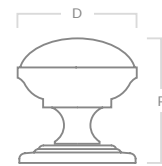
All products shown are finished in Polished Nickel Plate.
Supplied with screws.



Knob Code	Projection (P)	Diameter (D)
4057A	45mm	32mm



Knob Code	Projection (P)	Diameter (D)
4059B	36mm	34mm



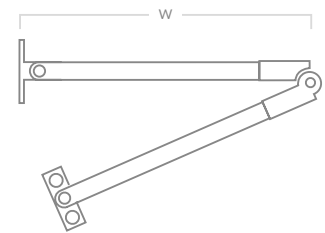
Stays

All products shown are finished in Polished Nickel Plate.
Supplied with screws.



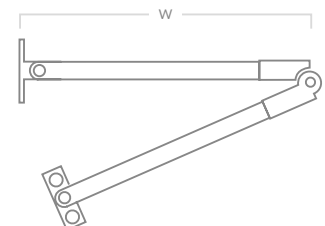
Heavy Joint Stay (PAIR)

Stay Code	Width (W)
1749H-A	102mm
1749H-B	127mm
1749H-C	152mm
1749H-D	204mm

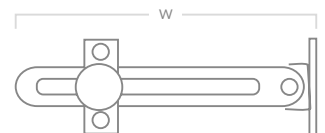


Standard Joint Stay (PAIR)

Stay Code	Width (W)
1749S-A	76mm
1749S-B	102mm



Stay Code	Width (W)
2149B	203mm



Stay Code	Width (W)
2719A	216mm
2719B	254mm



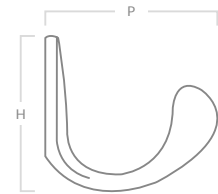


Hooks

All products shown are finished in Polished Nickel Plate.
Supplied with screws.



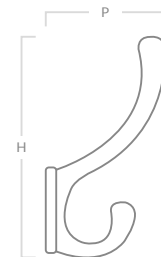
Hook Code	Projection (P)	Height (H)
0783	39mm	47mm
0783	52mm	54mm
0783	54mm	58mm



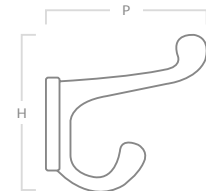
Hook Code	Projection (P)	Height (H)	Fits Tube Dia.
0789A	49mm	55mm	19mm
0789B	54mm	63mm	25mm



Hook Code	Projection (P)	Height (H)
0810A	55mm	118mm
0810B	75mm	135mm



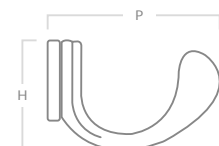
Hook Code	Projection (P)	Height (H)	Width
0820A	87mm	87mm	31mm



Hook Code	Projection (P)	Height (H)	Width
0845A	24mm	45mm	67mm
0845B	26mm	49mm	49mm



Hook Code	Projection (P)	Height (H)
2109A	45mm	40mm



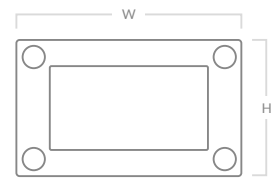


Cardframes

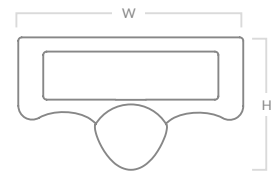
All products shown are finished in Polished Nickel Plate.
Supplied with screws.



Cardframe Code	Width (W)	Height (H)
0788A	50mm	25mm
0788B	63.5mm	38mm
0788C	76mm	50mm



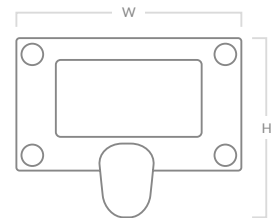
Cardframe Code	Width (W)	Height (H)	Projection
1845	61mm	38mm	19mm



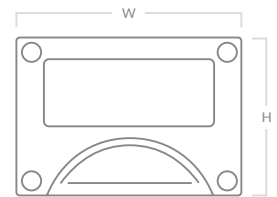
Cardframe Code	Width (W)	Height (H)
2054	120mm	51mm



Cardframe Code	Width (W)	Height (H)	Projection
2091	62mm	57mm	20mm



Cardframe Code	Width (W)	Height (H)	Projection
2541	96mm	74mm	25mm



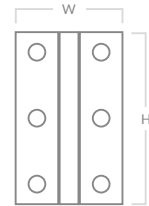


Hinges

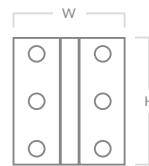
Hinges do not include screws. Screws are sold separately. All products shown are finished in Polished Nickel Plate. Sold in pairs.



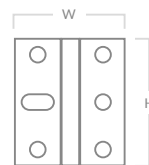
Hinge Code	Height (H)	Width (W)
204C	38mm	23mm
204E	50mm	28mm
204G	64mm	35mm
204H	76mm	42mm
204H/SLOT1	76mm	42mm
204/SLOTB	64mm	35mm



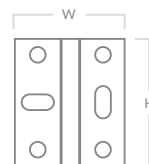
Hinge Code	Height (H)	Width (W)
207C	50mm	38mm
207D	64mm	38mm
207E	76mm	48mm



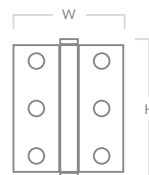
Hinge Code	Height (H)	Width (W)
207C/1SLOT	50mm	38mm



Hinge Code	Height (H)	Width (W)
207C/2SLOT	50mm	38mm



Hinge Code	Height (H)	Width (W)
2300B	50mm	38mm
2300D	64mm	50mm
2300F	76mm	50mm



Finials & Screws

To be ordered for use with our hinges.



Finial Code	Projection	Diameter
2301A (SET OF 4)	10mm	1/4"



Finial Code	Projection	Diameter
2301B (SET OF 4)	22mm	1/4"



Screw Code	Width	Height
Posi Drive	6G	3/4 Inches



Screw Code	Width	Height
Slotted	6G	3/4 Inches
Slotted	8G	3/4 Inches

2301A and 2301B finials are for use with 2300 hinges only



Corners & Straps

All products shown are finished in Polished Nickel Plate.
Supplied with screws.



Corner Code	Width	Height
2627A	16mm	50mm
2627B	20mm	52mm
2627C	19mm	68mm



Strap Code	Width	Height
2628A	16mm	50mm
2628B	19mm	50mm
2628C	19mm	63.5mm

Magnetic Catches

LEL 01 Silent Magnetic Catch (5 Kilo)




LM5402 Face Fix Magnetic Catch



LM5103 Face Fix Magnetic Catch





Our Finishes

We take great pride in being able to offer a variety of finishes on our Hardware which allows you to find the perfect finish to give you that personal feel. All of our products are made from solid brass which enables us to produce the finest selection of plated and patinated finishes.

Our finishes are applied in our Birmingham factory, with a number of these finishes being applied by hand by our expert polishers. As a result there can be a small natural variation from batch to batch that we strive to keep to a minimum.



Our Finishes



PBL
Polished Brass Lacquered

Hand polished to a smooth mirrored finish. A highly durable clear gloss lacquer is then applied which is baked in our ovens to ensure the lacquer cures to offer lasting protection.

Baking the lacquer ensures that a harder and more durable layer will protect the finish from day to day usage and oxidation.



PBUL
Polished Brass Un-lacquered

The product is hand polished to a smooth mirrored finish. As this is a natural living finish the finish will naturally oxidise and patina over time.

Living finish



SBL
Satin Brass Lacquered

The product is hand sateened to give a brushed satin finish. A highly durable clear gloss lacquer is then applied which is baked in our ovens to ensure the lacquer cures to offer lasting protection.

Baking the lacquer ensures that a harder and more durable layer will protect the finish from day to day usage and oxidation.



SBUL
Satin Brass Un-lacquered

The product is hand sateened to give a brushed satin finish. As this is a natural living finish the finish will naturally oxidise and patina over time.

Living finish



Our Finishes



ABL
Antique Brass Lacquered

The product is hand sateened to give a brushed satin finish. An antique patina is then applied to the brass before being relieved back to give the antique finish.

Finally, a highly durable clear gloss lacquer is then applied which is baked in our ovens to ensure the lacquer cures to offer lasting protection. Baking the lacquer ensures that a harder and more durable layer will protect the finish from day to day usage and oxidisation.



ABUL
Antique Brass Un-lacquered

The product is hand sateened to give a brushed satin finish. An antique patina is then applied to the brass before being relieved back to give the antique finish.

As this is a natural living finish the finish will naturally oxidise and patina over time. The more the product is handled the faster the finish will wear away, eventually leading to a more natural brass appearance.

Living finish



BEL
Burnished Brass

The product is hand sateened to give a brushed satin finish. A light antique patina is then applied to the brass before being placed into barrelling machines full of cones. This is in order to achieve a naturally aged appearance to the product.

Living finish



SAS
Satin Antique Satin Lacquered

The product is hand sateened to give a brushed satin finish. An antique patina is then applied to the brass before being relieved back to give the satin antique finish.

Finally, a highly durable clear satin lacquer is then applied which is baked in our ovens to ensure the lacquer cures to offer lasting protection. Baking the lacquer ensures that a harder and more durable layer will protect the finish from day to day usage and oxidisation.



Our Finishes



SAL
Satin Antique Gloss Lacquered

The product is hand sateened to give a brushed satin finish. An antique patina is then applied to the brass before being relieved back to give the satin antique finish.

Finally, a highly durable clear gloss lacquer is then applied which is baked in our ovens to ensure the lacquer cures to offer lasting protection. Baking the lacquer ensures that a harder and more durable layer will protect the finish from day to day usage and oxidisation.



AMB
American Bronze Lacquered

The product is hand sateened to give a brushed satin finish. A bronzing powder is then evenly applied to the brass before being relieved to give a smooth consistent finish.

Finally, a highly durable clear gloss lacquer is then applied which is baked in our ovens to ensure the lacquer cures to offer lasting protection. Baking the lacquer ensures that a harder and more durable layer will protect the finish from day to day usage and oxidisation.



CBP
Chocolate Bronze Lacquered

The product is hand sateened to give a brushed satin finish. Bright copper plate followed by bronzing powder is then applied, before being relieved to give a smooth consistent finish with a copper undertone through the bronze.

Finally, a highly durable clear satin lacquer is then applied which is baked in our ovens to ensure the lacquer cures to offer lasting protection. Baking the lacquer ensures that a harder and more durable layer will protect the finish from day to day usage and oxidisation.



MBL
Matt Black Lacquered

The product is hand sateened to give a brushed satin finish before it is shot blasted to give the metal the desired surface finish.

A highly durable matt black coloured lacquer is then applied which is baked in our ovens to ensure the lacquer cures to offer lasting protection. Baking the lacquer ensures that a harder and more durable layer will protect the finish from day to day usage and oxidisation.



Our Finishes



PNP
Polished Nickel plate

The product is hand polished to a smooth mirrored finish.
A bright nickel plate is then applied.
Nickel finish is less durable than chrome and as a result is
classed as a living finish which will oxidise over time.

Living finish



PCP
Polished Chrome Plate

The product is hand polished to a smooth mirrored finish.
A bright nickel plate is then applied before a chromium
plate is applied on top of the nickel.
Chromium plate provides a very durable and
hard wearing finish.



SNP
Satin Nickel Plate

The product is hand sateened to give a brushed
satin finish. A dull nickel plate is then applied.
Nickel finish is less durable than chrome and as a result is
classed as a living finish which will oxidise over time.

Living finish



SCP
Satin Chrome Plate

The product is hand sateened to give a brushed satin
finish. A dull nickel plate is then applied before a
chromium plate is applied on top of the nickel.
Chromium plate provides a very durable and
hard wearing finish.



Our Finishes



NBP
Burnished Nickel Plate

The product is hand sateened to give a brushed satin finish. The product is then lightly distressed. Finally a dull nickel plate is applied to the product.

Nickel finish is less durable than chrome and as a result is classed as a living finish which will oxidise over time.

Living finish



HBN
Hand Burnished Nickel

The product is hand polished to a smooth mirrored finish. A bright nickel plate is then applied. The finisher then hand burnishes the product to achieve a natural looking aged appearance.

Nickel finish is less durable than chrome and as a result is classed as a living finish which will oxidise over time.

Living finish



ASP
Antique Silver Plate Lacquered

The product is hand sateened to give a brushed satin finish. A silver plate is then applied before a bronzing powder is applied on top of the silver. The finisher then relieves the finish to give an antique silver finish.

Finally, a highly durable clear satin lacquer is then applied which is baked in our ovens to ensure the lacquer cures to offer lasting protection. Baking the lacquer ensures that a harder and more durable layer will protect the finish from day to day usage and oxidisation.



ACP
Antique Copper Plate Lacquered

The product is hand sateened to give a brushed satin finish. A copper plate is then applied on top of the copper. The polisher then relieves the finish to give an antique copper finish.

Finally, a highly durable clear satin lacquer is then applied which is baked in our ovens to ensure the lacquer cures to offer lasting protection. Baking the lacquer ensures that a harder and more durable layer will protect the finish from day to day usage and oxidisation.



Our Finishes



COP
Polished Copper Plate Lacquered

The product is hand polished to a smooth mirrored finish. A bright copper plate is then applied. Finally a highly durable clear gloss lacquer is then applied which is baked in our ovens to ensure the lacquer cures to offer lasting protection.

Baking the lacquer ensures that a harder and more durable layer will protect the finish from day to day usage and oxidation.



SCL
Satin Copper Plate Lacquered

The product is hand sateened to give a brushed satin finish. A copper plate is then applied. Finally a highly durable clear satin lacquer is then applied which is baked in our ovens to ensure the lacquer cures to offer lasting protection.

Baking the lacquer ensures that a harder and more durable layer will protect the finish from day to day usage and oxidation.



How to care for your product

LACQUERED FINISHES

PBL, SBL, ABL, SAS, SAL, AMB, ASP, ACP, COP, SCL, CBP, MBL

We recommend the occasional use of a soft cloth. Abrasive cleaning products should never be used as they will escalate the speed in which the lacquer breaks down.

PLATED FINISHES (UN-LACQUERED)

PNP, PCP, SNP, SCP, NBP, HBN

We recommend the occasional use of a soft cloth and the use of a quality metal polish will help preserve the finish.

NON PLATED FINISHES (UN-LACQUERED)

PBUL, SBUL, ABUL, BEL

We recommend the occasional use of a soft cloth and the use of a quality metal polish will help preserve the finish if highly polished. Our antique un-lacquered finishes are designed to naturally oxidise overtime. We also recommend that cleaning should be kept to a minimum with occasional very light use of a soft cloth.



Decorative Grilles




Regency Diamond Grilles


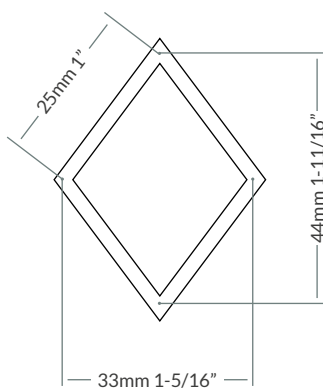
Hand-crafted in solid Brass our Regency Diamond Grille adds a touch of elegance to cabinets, panels, doors, vents or radiator covers.

Assembled by hand and trimmed to fit your required aperture to give a perfectly symmetrical pattern. Your grille will come ready to fit.

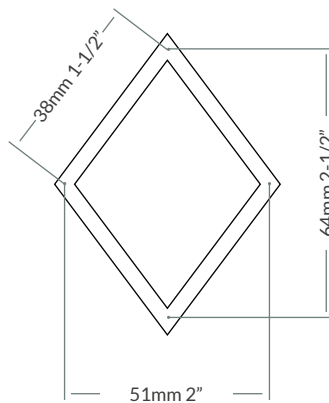
Optional mesh backing, rosette placement, metal framing and nine different finishes make them usable in traditional, transitional and contemporary projects.



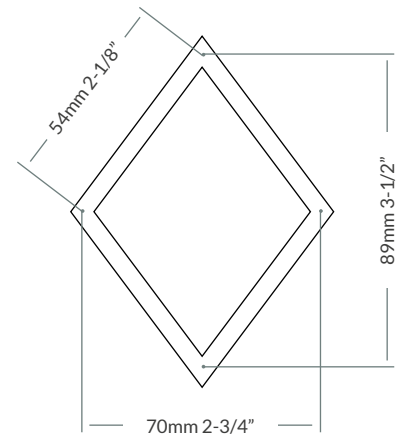
G200 25mm (1") diamond



G201 38mm (1 1/2") diamond



G202 54mm (2 1/8") diamond



Finish options -

Brass, Brass Lacquered, Antique Brass, BMA, Polished Nickel, Satin Nickel, Polished Chrome, Satin Chrome, Antique Nickel, and Antique Copper.

Maximum sizes for finishes, excluding Brass and Antique which can be larger, is 72" x 30".

Regency Diamond Grilles -

Made from 1/8" square section brass bar slotted and held together with decorative pins. Thickness of the grille is 1/8" without mesh and 3/16" with the mesh backing.

Custom made to your supplied size to a 1/16" tolerance.

Available with optional mesh backing G213 (1/16" hole) or G214 (1/8" hole).

Available with the option of rosettes on every cross over or alternate cross over. They can also be supplied with no rosettes showing only the pin heads.

On grilles without the mesh backing we can supply them with the back of the pins and rosettes cut and hammered over to give a much cleaner look. This needs to be specified when the grilles are ordered.


Rosette Options



GR1 Plain



GR2 Floral



GR3 Honeycomb



GR4 Oxford



GR6 Daisy



GR7 Football




Georgian Square Grilles


Hand-crafted in solid Brass our Georgian Square Grille adds a touch of elegance to cabinets, panels, doors, vents or radiator covers.

Assembled by hand and trimmed to fit your required aperture to give a perfectly symmetrical pattern. Your grille will come ready to fit.


Optional mesh backing, rosette placement, metal framing and nine different finishes make them usable in traditional, transitional and contemporary projects.





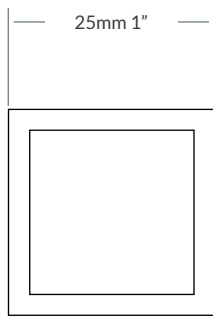
G300 - 25mm (1") Square



G301 - 38mm (1 1/2") Square



G302 - 54mm (2 1/8") Square



Finish options -

Brass, Brass Lacquered, Antique Brass, BMA, Polished Nickel, Satin Nickel, Polished Chrome, Satin Chrome, Antique Nickel, and Antique Copper.

Maximum sizes for finishes, excluding Brass and Antique which can be larger, is 72" x 30".

Georgian Square Grilles -

The grille is made from 1/8" square section Brass bar slotted and held together with decorative pins. The thickness of the grille is 1/8" without mesh and 3/16" with the mesh backing.

Custom made to you supplied sizes to a 1/16" tolerance.

Available with optional mesh backing G213 (1/16" hole) or G214 (1/8" hole).

Available with option of rosettes on every cross over or alternate cross overs.


Rosette Options



GR1 Plain



GR2 Floral



GR3 Honeycomb



GR4 Oxford



GR6 Daisy



GR7 Football



Elliptical Grille


Our Elliptical pattern grille gives a stunning look to cabinet doors libraries, radiator covers and more. Hand crafted from solid Brass and made to fit into your required aperture they come ready to fit.

Optional mesh backing, rosettes on the cross over joins, metal framing and nine different finishes allow for many different configurations to be created.

As pictured below you will always get one run of ellipses either in a vertical position (pictured right) or in a horizontal position (pictured left).



The ellipses will stretch to match either the height or width of your required measurements as indicated by the red arrow below.



Finish options –

Brass, Brass Lacquered, Antique Brass, BMA, Polished Nickel, Satin Nickel, Polished Chrome, Satin Chrome, Antique Nickel, and Antique Copper.

Maximum sizes for finishes, excluding Brass and Antique which can be larger, is 72" x 30".

Elliptical Grille –

The grille is made from 1/8" square section bar slotted and held together with decorative pins. The thickness of the grille is 1/8" without mesh and 3/16" with the mesh backing.

Custom made to your sizes to a 1/16" tolerance.

With a minimum width of 8" across the ellipse as show by the red arrow above.

Available with optional backing mesh G213 (1/16" hole) or G214 (1/8" hole).

Available with optional rosettes on cross over joins.


Rosette Options



GR1 Plain



GR2 Floral



GR3 Honeycomb



GR4 Oxford



GR6 Daisy



GR7 Football




Mesh

Our mesh is used with many of our other grilles as a backing but it can also be applied by itself when something simple is required.


Available in both Brass and Stainless Steel with the Brass available in nine different finishes.



G213 - Fine Mesh Brass



G214 - Fine Mesh Brass



G213 - Fine Mesh Stainless Steel
Square holes 1/16" internal



G214 - Open Mesh Stainless Steel
Square Holes 1/8" internal

Finish options –

Brass, Brass lacquered, Antique Brass, BMA, Polished Nickel, Satin Nickel, Polished Chrome, Satin Chrome, Antique Nickel, and Antique Copper.


Maximum sizes for finishes, excluding Brass and Antique which can be larger, is 72" x 30".

Mesh –

Both available cut to size and also on a roll 1200mm high (approx. 4ft).

Mesh is 1/16" thick. Both available in Brass and Stainless Steel.

Finishes available on Brass material only.




Angle Section



Channel Section



Flat Section



T Section

Metal Frames

All the grilles featured in the catalogue can be supplied with an added metal frame.

As shown above we have four frame options, Angle, Channel, Flat and 'T' section. All can be supplied in either a 1/2", 3/4" or 1" face width.

Frames are made from solid Brass 1/8" thick section and can be finished to match the grille required.

Screw holes can be added to the face of the frame for fixing if required.



Diamond & Square Interwoven Grille

A basket weave style hand woven grille which is available in several different aperture and section size configurations. They can add a touch of style to any cabinetry, radiator cover, door insert or air vent cover.


They can be supplied in either diamond or square layout with either reeded or plain style section with optional mesh backing. Metal framing can also be applied.

On the following page you will see a chart showing all the aperture, material and section options available.




G209 – Interwoven diamond reeded section (as shown).


G210 – Interwoven diamond plain section.



Aperture sizes are measured internally on either the square or diamond patterns.




Interwoven grilles are available in both reeded (shown) and plain sections.




G211 – Interwoven square reeded section.

G212 – Interwoven square plain section (as shown).



Aperture sizes are measured internally on either the square or diamond patterns.



Interwoven grilles are available in both reeded and plain (shown) sections.

Finish options –

Brass, Brass Lacquered, Antique Brass, BMA, Polished Nickel, Satin Nickel, Polished Chrome Satin Chrome, Antique Nickel, and Antique Copper.

Maximum sizes for finishes, excluding Brass and Antique which can be larger, is 72" x 30".

Diamond and Square Interwoven Grille –

Finish options on Brass material only.

Stainless Steel, Steel, and Aluminium available in self colour un-lacquered only.

Available with optional mesh backing G213 (1/16" hole) or G214 (1/8" hole).

Grille thickness is approximately 3/32" – 1/8" thick. Additional backing mesh will be 1/16" thick.



Diamond & Square Interwoven Grilles

Technical Information

	PLAIN SECTION			REEDED SECTION		
	3mm	5mm	6mm	3mm	5mm	6mm
10 MM (3/8") APERTURE						
BRASS	Y	Y	Y	Y	Y	Y
STAINLESS STEEL	Y	Y	N/A	Y	Y	N/A
STEEL	Y	Y	Y	N/A	N/A	N/A
ALUMINIUM	Y	Y	Y	N/A	N/A	N/A
13 MM (1/2") APERTURE						
BRASS	Y	Y	Y	Y	Y	Y
STAINLESS STEEL	Y	Y	N/A	Y	Y	N/A
STEEL	Y	Y	Y	N/A	N/A	N/A
ALUMINIUM	Y	Y	Y	N/A	N/A	N/A
19 MM (3/4") APERTURE						
BRASS	Y	Y	Y	Y	Y	Y
STAINLESS STEEL	Y	Y	N/A	Y	Y	N/A
STEEL	Y	Y	Y	N/A	N/A	N/A
ALUMINIUM	Y	Y	Y	N/A	N/A	N/A
25 MM (1") APERTURE						
BRASS	N/A	Y	Y	N/A	Y	Y
STAINLESS STEEL	N/A	Y	N/A	N/A	Y	N/A
STEEL	N/A	Y	Y	N/A	N/A	N/A
ALUMINIUM	N/A	Y	Y	N/A	N/A	N/A

Y= AVAILABLE

N/A = NOT AVAILABLE



Double Diamond & Double Square Interwoven




A further option is to have the grille double interwoven for a striking effect. Available in diamond, square and rectangle options.


They can be supplied in reeded or plain section with optional backing mesh.

Metal frames can be added as an option which can be seen on page 89.

G656 – Double Diamond Interwoven



G656 – Double Square Interwoven



Interwoven grilles are available in both reeded and plain sections.

G657 Rectangular Double Interwoven

Finish options –

Brass, Brass lacquered, Antique Brass, BMA, Polished Nickel, Satin Nickel, Polished Chrome, Satin Chrome, Antique Nickel, and Antique Copper.

Maximum sizes for finishes, excluding Brass and Antique which can be larger, is 72" x 30".

Double Diamond and Double Square Interwoven –

Finish options on Brass material only.

Stainless Steel, Steel, available in self colour un-lacquered only.

Available with optional mesh backing G213 (1/16" hole) or G214 (1/8" hole).

Grille thickness is approximately 3/32" – 1/8" thick. Additional backing mesh will be 1/16" thick.

Double Diamond & Square Interwoven Grilles

Technical Information

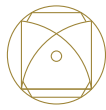
G656 DOUBLE SQUARE INTERWOVEN GRILLE - 3mm PLAIN WIRE OR REEDED WIRE

	BRASS	STAINLESS STEEL
1/2" INTERNAL SQUARE	Y	Y
3/4" INTERNAL SQUARE	Y	Y
1" INTERNAL SQUARE	Y	Y
1/2" INTERNAL DIAMOND	Y	Y
3/4" INTERNAL DIAMOND	Y	Y
1" INTERNAL DIAMOND	Y	Y


G657 DOUBLE RECTANGLE INTERWOVEN GRILLE - 3mm PLAIN WIRE OR REEDED WIRE

	BRASS	STAINLESS STEEL
1/2" x 1/8" Internal Rectangle	Y	Y


Y= AVAILABLE




Perforated Sheet Grilles




G204 Large Cross Brass or Aluminium
7/8" point to point



G205 Small Club Brass or Aluminium
3/16" point to point



G206 Interlocking Circle Brass or Aluminium
1 3/8" circle diameter



G206 SS Interlocking Circle Polished Stainless Steel only
1 7/8" internal circle diameter

Finish options –

Brass, Brass Lacquered, Antique Brass, BMA, Polished Nickel, Satin Nickel, Polished Chrome, Satin Chrome, Antique Nickel, and Antique Copper.

Maximum sizes for finishes, excluding Brass and Antique which can be larger, is 72" x 30".

Perforated Sheet Grilles –


Available in 72" x 36" (1830mm x 915mm) full sheets.

Available cut to your exact size.

Optional Backing Mesh G213 (1/16" Hole) or G214 (1/8" Hole).

Sheet thickness is 1/32". Additional backing mesh would be 1/16" thick.


Metal framing can be added (see page 89).




G207 Honeycomb Brass or Aluminium
internal lozenge 3/4" high x 3/8" wide



G223 Large Club Brass or Aluminium
3/4" max width



G810 Diamond Brass or Aluminium
3/8" internal square



G811 Square Brass or Aluminium
1/4" internal square

Finish options –

Brass, Brass Lacquered, Antique Brass, BMA, Polished Nickel, Satin Nickel, Polished Chrome, Satin Chrome, Antique Nickel, and Antique Copper.

Maximum sizes for finishes, excluding Brass and Antique which can be larger, is 72" x 30".

Perforated Sheet Grilles –

Available in 72" x 36" (1830mm x 915mm) full sheets.

Available cut to your exact size.

Optional Backing Mesh G213 (1/16" Hole) or G214 (1/8" Hole).


Sheet thickness is 1/32". Additional backing mesh would be 1/16" thick.

Metal framing can be added (see page 89).

Finishes

We offer nine different finishes on our decorative grilles as shown below. These finishes can only be applied to our Brass grilles not Stainless Steel or Aluminium. Antique Brass and BMA finishes can vary slightly from order to order as these are hand finished.

Antique Brass, Antique Copper, BMA and Antique Nickel are all lacquered and it is not an option to have the lacquer removed. Our Brass finish can be lacquered or un-lacquered.




Brass Lacquered / Un-lacquered




Antique Brass (Lacquered)




Bronze Metal Antique (Lacquered)




Polished Nickel




Satin Nickel




Antique Nickel (Lacquered)



Polished Chrome



Satin Chrome



Antique Copper (Lacquered)

Ordering Information

For all Grilles

- Supply and identify the height and width of your panel. This needs to be the actual size you require including the rebate of your door. You need to allow 1/16" all around to allow the grille to fit in your rebate comfortably.
- Finish required.
- Is a metal frame required.

Regency Diamond and Georgian Square (Extra Information)

- Advise if backing mesh is required and specify G213 or G214 see page 88.
- Advise if rosettes are required;
 - On every intersection
 - On alternate intersections
 - No roses just pin heads
 - Advise the type of rosette required

Elliptical Grille (Extra Information)


- Which way you require the ellipses to run. Horizontally or vertically as pictured on page 87.
- Advise if backing mesh is required and specify G213 or G214 see page 88.
- Are rosettes required and if so which style.

Interwoven Grilles

- Do you require diamond or square pattern.
- Aperture size required.
- Plain or reeded section and size required.
- Advise if backing mesh is required and specify G213 or G214 see page 88.

Frames

- Type and size of frame required.
- Aperture (hole size) or overall size (including frame).
- Are screw holes required in the frame for fixing.





LEROU ARCHITECTURAL HARDWARE

LEROU
since 1792

Monnikenwerve 131 B-8000 Brugge | www.lerou.com